

SIDEWINDER™

By Horizon Systems

FILTER/RECEIVER - SWR SERIES

PRODUCT DESCRIPTION

The "SideWinder" filter/receiver features an easy open clean air plenum for side access to the top removal style, self supporting filter cartridges.



1. Compressed Air Header – 60 PSIG Clean Dry Air Required
2. Quick Opening Hinged Filter Media Access Door

OPTIONAL FEATURES

- Available in carbon steel, stainless steel or aluminum construction
- High entry inlet with baffles to protect bags from direct contact by the product
- NEMA 4X or NEMA 7/9 timer enclosure
- Support legs
- Maintenance access ladder and platform
- Inspection/Access opening
- Industrial/Food grade epoxy interior
- Smooth not Flush (80 grit) or Smooth and Flush (120 grit) weld seams
- 70 Degree hopper slope
- Explosion relief vent
- Flanged product inlet/clean air outlet
- Pulse on demand differential pressure gauge and/or switch




Diaphragm Valves with Dresser Nut Mounting Ports - Remote Piloted



Differential Pressure Gauge



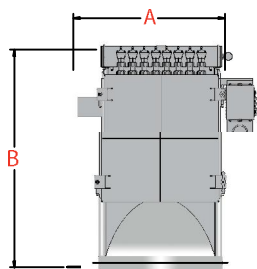
Reverse Jet Pulse Timer Assembly Mounted In NEMA 4 Enclosure & Prewired to Solenoid Valves



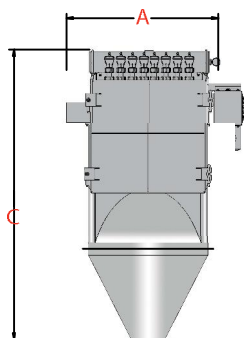
Spun Bonded Polyester With PTFE Membrane Self Supporting Cartridges - 99.99% Efficiency at ≥ 2 micron

FILTER/RECEIVER - SWR SERIES

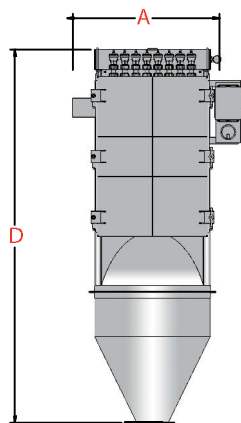
PRODUCT DETAIL



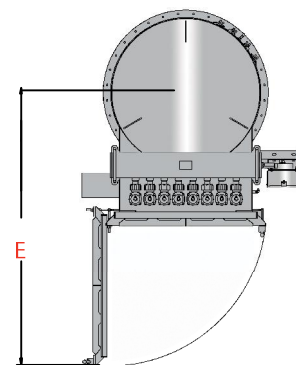
STYLE 2



STYLE 3



STYLE 3A, 3B, 3C



MODEL NUMBER	CLOTH AREA	COMPRESSED AIR REQ.	DIMENSIONS (INCHES)					WEIGHT (LBS)	
			A	B	C	D	E	(STYLE 2)	(STYLE 3)
28SWR-4	37	6.9		56	83	98		800	1090
28SWR-6	56	6.9		56	83	98		805	1095
28SWR-8	74	6.9		56	83	98		810	1100
28SWR-12	111	8	36	77	104	119	67	1135	1425
28SWR-16	148	8		77	104	119		1145	1435
28SWR-18	166	8.4		99	126	141		1465	1755
28SWR-24	221	8.4		99	126	141		1480	1770
40SWR-4	53	6.9		50	87	108		1000	1490
40SWR-6	79.5	6.9		50	87	108		1005	1495
40SWR-8	106	6.9		50	87	108		1010	1500
40SWR-12	159	8	48	71	114	135	73	1370	1860
40SWR-16	212	8		71	114	135		1380	1870
40SWR-18	238	8.4		93	130	151		1735	2225
40SWR-24	318	8.4		93	130	151		1750	2240
50SWR-8	140			48	99	124			
50SWR-12	210		66	69	120	145	89		
50SWR-16	280			69	120	145			
50SWR-20	351			90	141	166			
50SWR-24	421			90	141	166			

NOTES:

1. All dimensions are in inches and are for estimating space requirements only. Do not use for construction purposes.
2. "E" Dimension on the 50SWR Series Filters includes an additional 5" beyond the end of the door to allow for media removal.